



1. 350A ; 72V;
Continuous 350A load, contact rated voltage ≤72V.
2. ;
It has one set of normally closed contact.
3. 100M (500VDC) ; 2.5kV;
The insulation resistance reaches 100MΩ (500VDC), and the withstand voltage between the load contacts is 2.5kV.
4. IP ; IP40;
IP protection level: IP40.
5. IEC 60664-1 GB/T14048.1 GB/T14048.4 ;
Compliant with IEC 60664-1, GB/T14048.1 and GB/T14048.4 requirements.
6. RoHS 2015/863/EU REACH 1907/2006/EC ;
Compliant with RoHS (2015/863/EC) and REACH (1907/2006/EC) requirements.
7. CE RoHS
Safety certificate: CE, RoHS.

at23

at23

Contact Arrangement	1B (1NC)	(F1) Closing Pulling Force	30N F1 50N
Contact Resistance	0.5m	(F2) Disconnecting Pushing Force	30N F2 50N
Contact Voltage Drop	80mV (at 350A)	Normal Closing Time	100ms
Overload Current	7Ie, 1s	Normal Disconnecting Time	50ms
Temperature	-40 ~85	Dielectric Strength Between Main Contacts	50Hz/60Hz 2500VAC/1min
Load Terminal	M8 M8 Internal Thread	Insulation Resistance	Initial State 100M 1min
Vibration	2.5g, 5-50Hz, 1/2 2.5g, 5-50Hz, 1/2 Sine Wave (Power On)		After Electrical Life 50M 1min
Relative Humidity	5 ~95 RH	Shock	Stability 20g 20g (Power On)
Dimension	75x38x123mm		Strength 50g
Operating Duty	Continuous	Mechanical Durability	50000 ≥50,000 Times
Electrical Durability with Load (Resistive)	6000 ≥6,000 Times	M5 Mounting Screw Torque M5	3-4N.m
/	/	M8 Load Wiring Torque M8	8-10N.m

ADK 350 B FS T01

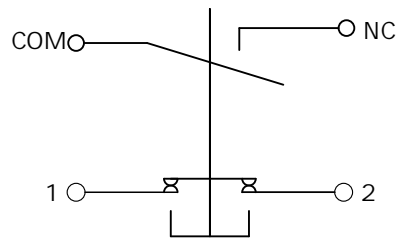
客户特殊要求
Customer Special Requirements

FS: 外置微动开关
FS: External Auxiliary Switch

B: 一组常闭
B: 1NC

350: 额定负载电流
350: Rated Load Current

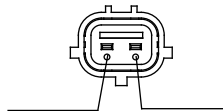
ADK: 产品系列代码
ADK: Product Series Code



Wiring Diagram

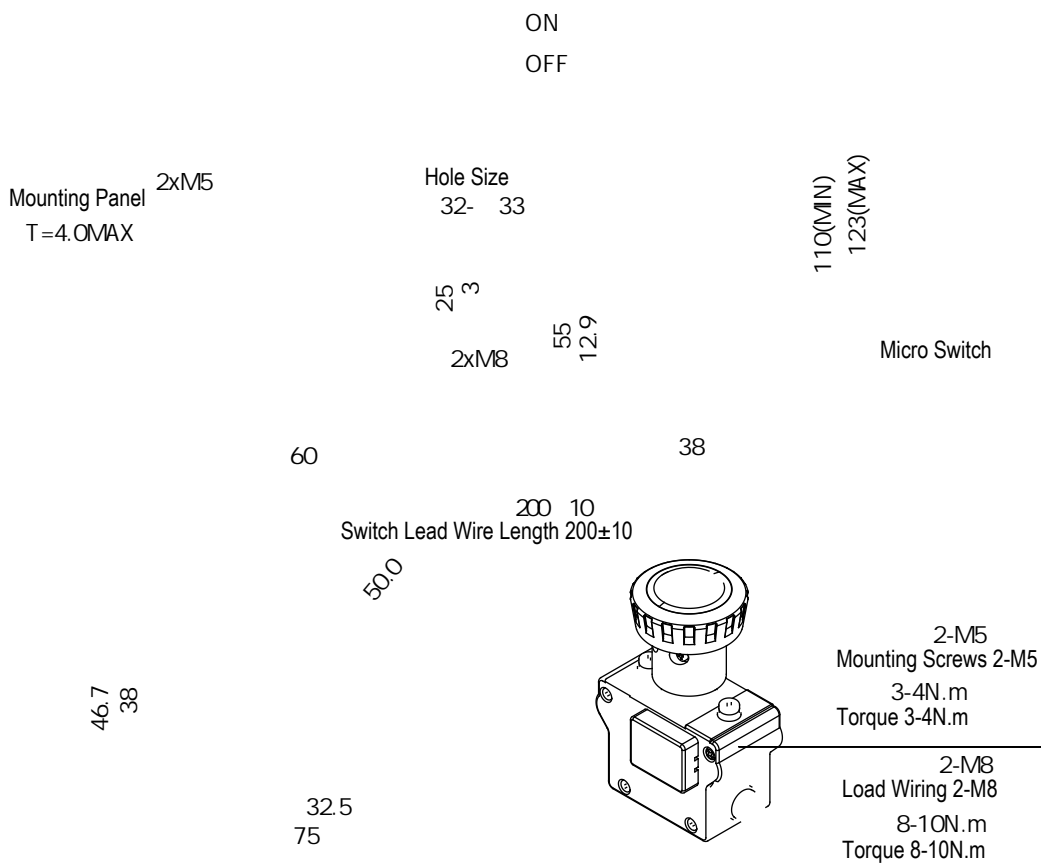
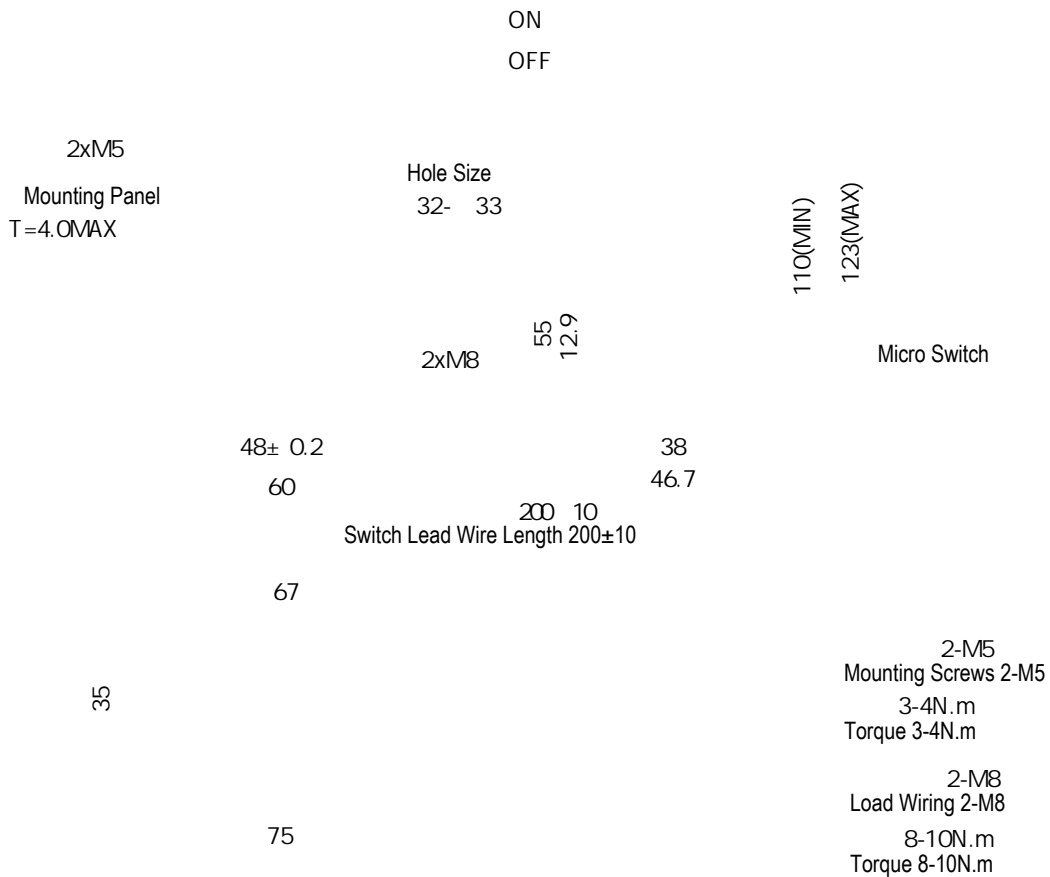
COM
COM Auxiliary Common Terminal
NC
NC Auxiliary Normally Closed Terminal
1,2
1,2 Contact Terminals

Plug Diagram



Blue Line Green Line

DJ70216Y-1.8-11
Plug: DJ70216Y-1.8-11
DY611-F1-8
Terminal: DY611-F1-8



1.

This document is only for customer selection reference, AOKAI has tried the best to ensure the accuracy of the information in this document. Product specifications and parameters may be changed due to product improvement etc., they may be inconsistent because of not updated in time. For the specific parameters and performance of each product, please refer to the samples provided by AOKAI and the corresponding signed and controlled specification.

2.

Regarding the application of this product, please select the matching product according to your specific use conditions and environmental requirements when selecting the product. If the requirements are not clearly specified, please contact AOKAI to obtain more technical support.

3.

When installing and using this product, regardless of wiring or fixed installation, it is required to use anti-loose spring washers.

4.

The torque for installing fasteners should be within the standard range required by this specification. It may cause the unstable installation or damaging the product if the torque is lower than the minimum torque or higher than the maximum torque.

5.

30cm

It is forbidden to use the product that have been dropped from a high place (height \geq 30cm).

6.

It is forbidden to use the product in an environment with oil pollution, especially before wiring, it will seriously affect the main terminals conductivity if they are polluted by oil pollution, and affect the product life.

7.

It is forbidden to use the product beyond the rated electrical life. When the rated electrical life is reached, although the product can continue to work, there is a risk of failure, explosion, and burning because of non-breaking.

8.

AOKAI only does the resistive electrical life verification and quality assurance. When the product is used in an environment with inductive load or capacitive load, it is recommended that the circuit should be connected in parallel with a surge protection device.

9.

It is strictly prohibited to wiring when power on.