

**特性
Features**

1. 50A ;
Continuous 50A load.
2. ;
It has one set of bistable contacts.
3. 35W;
Coil power consumption ≤35W.
4. 100M (1000VDC) 1kV;
The insulation resistance reaches 100MΩ (1000VDC), and the withstand voltage between the contacts and the coil is 1kV.
5. IP :IP40;
IP protection level: IP40.
6. IEC 60664-1 GB/T14048.1 GB/T14048.4 ;
Compliant with IEC 60664-1, GB/T14048.1 and GB/T14048.4 requirements.
7. RoHS 2015/863/EU REACH 1907/2006/EC ;
Compliant with RoHS (2015/863/EC) and REACH (1907/2006/EC) requirements.
8. CE RoHS;
Safety certificate: CE, RoHS.

性能参数 (at23°C)

Performance Parameters (at23°C)

Contact Arrangement		
Contact Resistance	0.5m	
Contact Voltage Drop	80mV(at 50A)	
Overload Current	7Ie, 1s	30ms
Temperature	-40 ~65	30ms
Load Terminal	M6 M6 External Thread	50Hz/60Hz 1000VAC/1min
Vibration	3.5g, 10~200Hz, 1/2 3.5g, 10~200Hz, 1/2 Sine Wave (Power On)	50Hz/60Hz 1000VAC/1min
	20 ~90 RH	100M 1min
	36x33x83.5mm	50M 1min
	Continuous	
	6000 ≥6,000 Times	
	4-5N.m	
/	/	

ASW50M线圈参数 ASW50M Coil Parameter

Coil Voltage	Pickup Voltage VDC	Dropout Voltage VDC	Holding Current	Coil Power Consumption
12V	20% -80% Us	20% -80% Us	2.2A	20 35W
24V	20% -80% Us	20% -80% Us	1.1A	20 35W
36V	20% -80% Us	20% -80% Us	0.85A	20 35W
48V	20% -80% Us	20% -80% Us	0.8A	20 35W
60V	20% -80% Us	20% -80% Us	0.55A	20 35W
72V	20% -80% Us	20% -80% Us	0.45A	20 35W

型号说明 Model Coding

ASW 50 M K 12 P CP H FS T01

客户特殊要求
Customer Special Requirements

FS: 外置微动开关
FS: External Auxiliary Switch

H: 有极性, N: 无极性
H: Polarity, N: Non-polarity

CP: 线圈插片接线0.8x6.3插片(默认不注)
CP: Coil 0.8*6.3 Spade Terminal Connection (Not Marked by Default)

P: 侧边安装, L: 底部安装
P: Side Mounting, L: Bottom Mounting

12V, 24V, 36V, 48V, 60V, 72V (不适用时跳过)
12V, 24V, 36V, 48V, 60V, 72V (Ignore if Not Applicable)

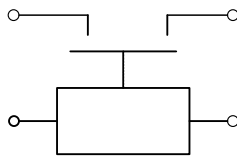
1K: 一组常开
1K: 1NO

M: 磁保持
M: Magnetic Latching

50: 额定负载电流
50: Rated Load Current

ASW: 产品系列代码
ASW: Product Series Code

接线原理图 Wiring Diagram



不带微动 接线图

Wiring Diagram Without Micro Switch

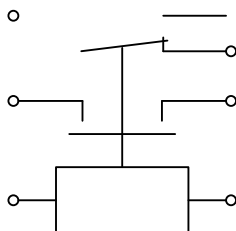
A1, A2
A1&A2 Main Terminals

1, 2 12-72V
1&2 Coil Terminals 12-72V

COM
COM Auxiliary
Common Terminal

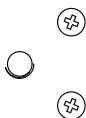
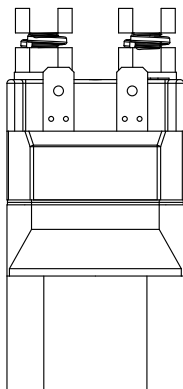
NC
NC Auxiliary Normally Closed Terminal

NO
NO Auxiliary Normally Open Terminal



外形安装尺寸图
Outline Installation Dimension Drawing

ASW50M(不带支架)
ASW50M (Without Bracket)



2-M6
Load Wiring 2-M6
4-5N.m
Torque 4-5N.m

T=0.8x6.3
Coil Wiring T=0.8*6.3
Spade Terminal

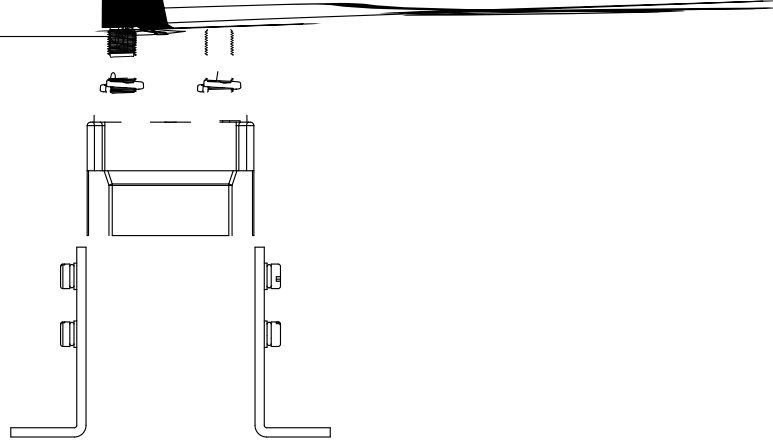
ASW50MFS(不带支架)
ASW50MFS (Without Bracket)

2-M6
Load Wiring 2-M6
4-5N.m
Torque 4-5N.m

T=0.8x6.3
Coil Wiring T=0.8*6.3
Spade Terminal

外形安装尺寸图
Outline Installation Dimension Drawing

ASW50ML(带支架)
ASW50ML (With Bracket)



2-M6
Load Wiring 2-M6
4-5N.m
Torque 4-5N.m

T=0.8x6.3
Coil Wiring T=0.8*6.3
Spade Terminal

ASW50MLFS(带支架)
ASW50MLFS (With Bracket)

2-M6
Load Wiring 2-M6
4-5N.m
Torque 4-5N.m

T=0.8x6.3
Coil Wiring T=0.8*6.3
Spade Terminal

使用注意事项 Usage Cautions

1.

This document is only for customer selection reference, AOKAI has tried the best to ensure the accuracy of the information in this document. Product specifications and parameters may be changed due to product improvement etc., they may be inconsistent because of not updated in time. For the specific parameters and performance of each product, please refer to the samples provided by AOKAI and the corresponding signed and controlled specification.

2.