

Features

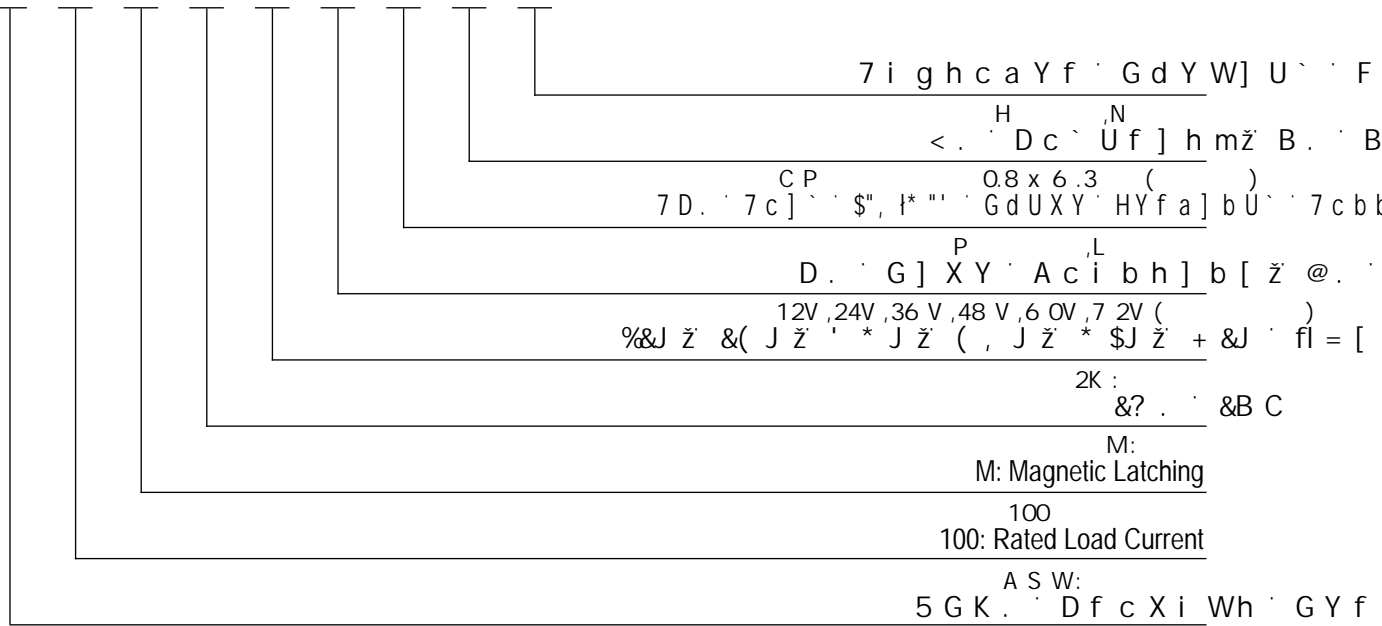
1. 100A ;
Continuous 100A load.
2. ;
It has two set of bistable contacts.

A S W100M-2K ASW100M-2K Coil Parameter

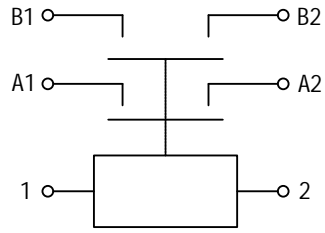
Coil Voltage	Coil Power Consumption	Coil Current	Coil Resistance
12V	15 30W	2A	20% -80% Us
24V	15 30W	1A	20% -80% Us
36V	15 30W	0.75A	20% -80% Us
48V	15 30W	0.7A	20% -80% Us
60V	15 30W	0.5A	20% -80% Us
72V	15 30W	0.4A	20% -80% Us

Model Coding

A S W 100 M 2K 12 P C P H T 01



Wiring Diagram



A1,A2
A1&A2 Main Terminals


B1,B2
6 %6 & A U] b ` H Y f a] b U ` g

1,2 12-72V
%& 7 c] ` ` H Y f a] b U ` g ` %& + &J

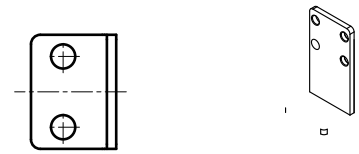
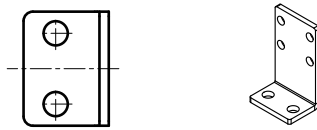
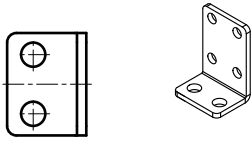
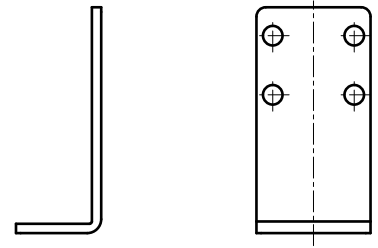
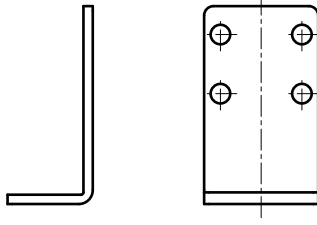
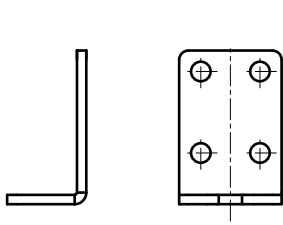
Wiring Diagram

Outline Installation Dimension Drawing

A S W100-2K ()
ASW100-2K (Without Bracket)



Outline Installation Dimension Drawing



@ fl ȷ
L (Horizontal) Mounting Bracket

@ fl ȷ %
L (Vertical) Mounting Bracket 1

@ fl ȷ &
L (Vertical) Mounting Bracket 2

Side Cambered Mounting Bracket

K
W Mounting Bracket

Usage Cautions

1.

H \] g ` X c Wi a Y b h `] g ` c b ` m ` Z c f ` Wi g h c a Y f ` g Y ` Y Wh] c b ` f Y Z Y f Y
] b ` h \] g ` X c Wi a Y b h " ` D f c X i Wh ` g d Y W] Z] W U h] c b g ` U b X ` d U f U a Y
] b W c b g] g h Y b h ` V Y W U i g Y ` c Z ` b c h ` i d X U h Y X `] b ` h] a Y " ` : c f ` h \ \
h \ Y ` g U a d ` Y g ` d f c j] X Y X ` V m ` 5 C ? 5 = ` U b X ` h \ Y ` W c f f Y g d c b X] b [

2.

F Y [U f X] b [` h \ Y ` U d d `] W U h] c b ` c Z ` h \] g ` d f c X i Wh ž ` d ` Y U g Y ` g Y
Y b j] f c b a Y b h o ` f Y e i] f Y a Y b h g ` k \ Y b ` g Y ` Y Wh] b [` h \ Y ` d ! ` Y
to obtain more technical support.

3.

K \ Y b `] b g h U ` `] b [` U b X ` i g] b [` h \] g ` d f c X i Wh ž ` f Y [U f X ` Y g g ` c

4.

H \ Y ` h c f e i Y ` Z c f `] b g h U ` `] b [` Z U g h Y b Y f g ` g \ c i ` X ` V Y ` k] h \]
WKDQ WKH PLQLPXP WRUTXH RU KLJKHU WKDQ WKH PD [LPXP WRUT

5.

8 c ` b c h `] b g h U ` ` ` h \ Y ` W c b h U W h c f `] b ` d ` U W Y g ` k] h \ ` g h f c b [` a
with thermal radiation. It is recommended to use it with a cooling fan.

6.

30cm

D KLJK SODFH KHLJKW • FP

7.

H \ Y ` X f] j] b [` d c k Y f ` c Z ` h \ Y ` W c] ` ` i g h V] [[Y f ` h \
switching ability will be reduced.

8.

K \ Y b ` h \ Y ` W c] ` `] g ` W c b h] b i c i g ` m ` Y b Y f [] n Y X ž ` h \ Y ` W c] ` ` j
abnormal heating of the coil will affect its service life.

9.

H \] g ` h \ Y ` W U g] b [` c f ` h Y f a] b U ` g " ` C h \ Y f k] g Y ž ` h \ Y ` U [] b [` c Z ` h \ Y

10.

= h `] g ` Z c f V] X X Y b ` ` c ` i g Y ` h \ Y ` W U b ` W c b h] b i Y ` h c ` k c f _ ž ` h \ Y f Y `] g ` U ` f] g _ ` c Z ` Z U] ` i f Y ž Y I d

11.

H \] g ` a ž U b X ` h \ Y ` W] f W i] h ` a i g h V Y ` W c b b Y W h Y X ` k] h \ ` U ` d f

12.

5 C ? 5 = ` c b ` m ` X c Y g ` h \ Y ` f Y g] g h] j Y ` Y ` Y W h f] W U ` ` `] Z Y ` j Y f] Z
k] h \ `] b c Y ` j Y ` ` c U X ` c f ` W U d U W] ` j Y ` ` c U X ž] h `] g ` f Y W c a a
tion device.

13.

5 Z h Y f ` W c b h] b i c i g ` k c f _ ž ` f Y g h U f h] b [`] a a Y X] U h Y ` m ` U Z h Y f `
g h U h Y ž ` U b X ` h \ Y ` d i ` ` !] b ` j c ` h U [Y ` k] ` ` `] b W f Y U g Y ž ` k \] W \ `]

14.

It is strictly prohibited to wiring when power on.