

Features

1. 125A ;
2. ;

ASW125M ASW125M Coil Parameter

12V	20% -80% Us	20% -80% Us	2A	15 30W
24V	20% -80% Us	20% -80% Us	1A	15 30W
36V	20% -80% Us	20% -80% Us	0.75A	15 30W
48V	20% -80% Us	20% -80% Us	0.7A	15 30W
60V	20% -80% Us	20% -80% Us	0.5A	15 30W
72V	20% -80% Us	20% -80% Us	0.4A	15 30W

Model Coding

ASW125 M K 12 P CP H FS T01

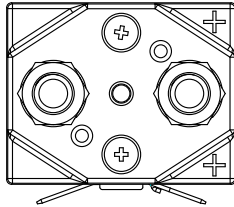
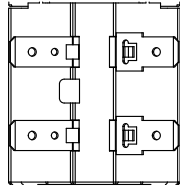
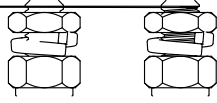
FS
H ,N
CP 0.8x6.3 ()
P ,L
12V,24V,36V,48V,60V,72V()
1K:
M
125
ASW:

Wiring Diagram

A1,A2
1,2 12-72V

Outline Installation Dimension Drawing

ASW125M()
ASW125M (Without Bracket)

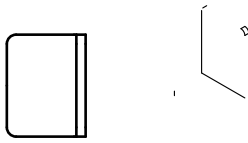
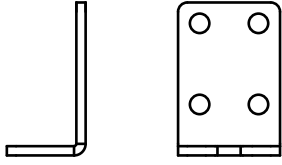


2-M8
8-10N.m
T=0.8x6.3

ASW125MFS()
ASW125MFS (Without Bracket)

2-M8
8-10N.m
T=0.8x6.3

Outline Installation Dimension Drawing



Usage Cautions

1.

2.

3.

4.

5.

6. 30cm

7.

8.

9.

10.

11.

12.

13.

14.