



**Features**

1. 125A ;  
Continuous 125A load.
2. ;  
It has one sets of normally open contacts.
3. 15W;  
Coil power consumption 15W.
4. 100M (1000VDC) ; 1kV;  
The insulation resistance reaches 100M (1000VDC), and the withstand voltage between the contacts and the coil is 1kV.
5. IP ;IP40;  
IP protection level: IP40.
6. IEC 60664-1 GB/T14048.1 GB/T14048.4 ;  
Compliant with IEC 60664-1, GB/T14048.1 and GB/T14048.4 requirements.
7. RoHS 2015/863/EU REACH 1907/2006/EC ;  
Compliant with RoHS (2015/863/EC) and REACH (1907/2006/EC) requirements.
8. CE RoHS;  
Safety certificate: CE, RoHS.

at23

**Performance Parameters at23**

Contact Arrangement	1K 1NO / 1B 1NC	Pickup Voltage	70% Us
Contact Resistance	0.5m	Dropout Voltage	10% Us
Contact Voltage Drop	80mV(at 125A)	Contact Bounce Period	5ms
Overload Current	7Ie, 1s	Pickup Time	30ms
Temperature	-40 ~65	Dropout Time	30ms
Load Terminal	M8 M8 External Thread	Dielectric Strength	Between Main Contacts 50Hz/60Hz 1000VAC/1min
Vibration	3.5g, 10~200Hz, 1/2 3.5g, 10~200Hz, 1/2 Sine Wave (Power On)		Between Main Contacts and Coil 50Hz/60Hz 1000VAC/1min
Relative Humidity	20 ~90 RH	Insulation Resistance	Initial State 100M 1min
Dimension	48x42x89mm		After Electrical Life 50M 1min
Operating Duty	Continuous	Shock	60-100) / 4g (60-100)times/min, Acceleration04g
Electrical Durability with Load (Resistive)	6000 06,000 Times	Mechanical Durability	100000 0100,000 Times
Load Wiring Torque	8-10N.m	Coil Wiring	6.3x0.8 6.3*0.8 Spade Terminal

**ASW125S  
ASW125S Coil Parameter**

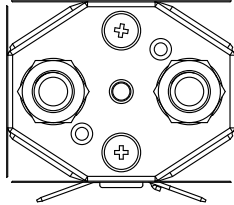
12V

**Model Coding**

**Wiring Diagram**

## Outline Installation Dimension Drawing

ASW125S(            )  
ASW125S (Without Bracket)



2-M8  
Load Wiring 2-M8  
8-10N.m  
Torque 8-10N.m

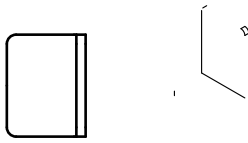
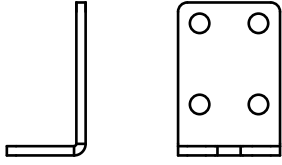
T=0.8x6.3  
Coil Wiring T=0.8\*6.3  
Spade Terminal

ASW125SFS(            )  
ASW125SFS (Without Bracket)

2-M8  
Load Wiring 2-M8  
8-10N.m  
Torque 8-10N.m

T=0.8x6.3  
Coil Wiring T=0.8\*6.3  
Spade Terminal

# Outline Installation Dimension Drawing



## Usage Cautions

1.

This document is only for customer selection reference, AOKAI has tried the best to ensure the accuracy of the information in this document. Product specifications and parameters may be changed due to product improvement etc., they may be inconsistent because of not updated in time. For the specific parameters and performance of each product, please refer to the samples provided by AOKAI and the corresponding signed and controlled specification.

2.

Regarding the application of this product, please select the matching product according to your specific use conditions and environmental requirements when selecting the product. If the requirements are not clearly specified, please contact AOKAI to obtain more technical support.

3.

When installing and using this product, regardless of wiring or fixed installation, it is required to use anti-loose spring washers.

4.

The torque for installing fasteners should be within the standard range required by this specification. It may cause the unstable installation or damaging the product if the torque is lower than the minimum torque or higher than the maximum torque.

5.

Do not install the contactor in places with strong magnetic fields (such as transformers or strong magnets), or close to objects with thermal radiation. It is recommended to use it with a cooling fan.

6.

30cm

It is forbidden to use the product that have been dropped from a high place (height $\geq$ 30cm).

7.

The driving power of the product coil must be bigger than or equal to the coil power of the product, otherwise the product switching ability will be reduced.

8.

When the coil is continuously energized, the coil voltage cannot exceed the maximum allowable voltage, otherwise the abnormal heating of the coil will affect its service life.

9.

This product is not waterproof. Please do not use it in an environment where water, solvent, or oil may come into contact with the casing or terminals. Otherwise, the aging of the casing or corrosion of the terminals may cause abnormal heating.

10.

It is forbidden to use the product beyond the rated electrical life. When the rated electrical life is reached, although the product can continue to work, there is a risk of failure, explosion, and burning because of non-breaking.

11.

This product cannot be used as a protector, and the circuit must be connected with a protector in series when using.

12.

AOKAI only does the resistive electrical life verification and quality assurance. When the product is used in an environment with inductive load or capacitive load, it is recommended that the circuit should be connected in parallel with a surge protection device.

13.

After continuous work, restarting immediately after disconnection will affect the pull-in voltage because the product is in a hot state, and the pull-in voltage will increase, which is a reasonable phenomenon.

14.

It is strictly prohibited to wiring when power on.