

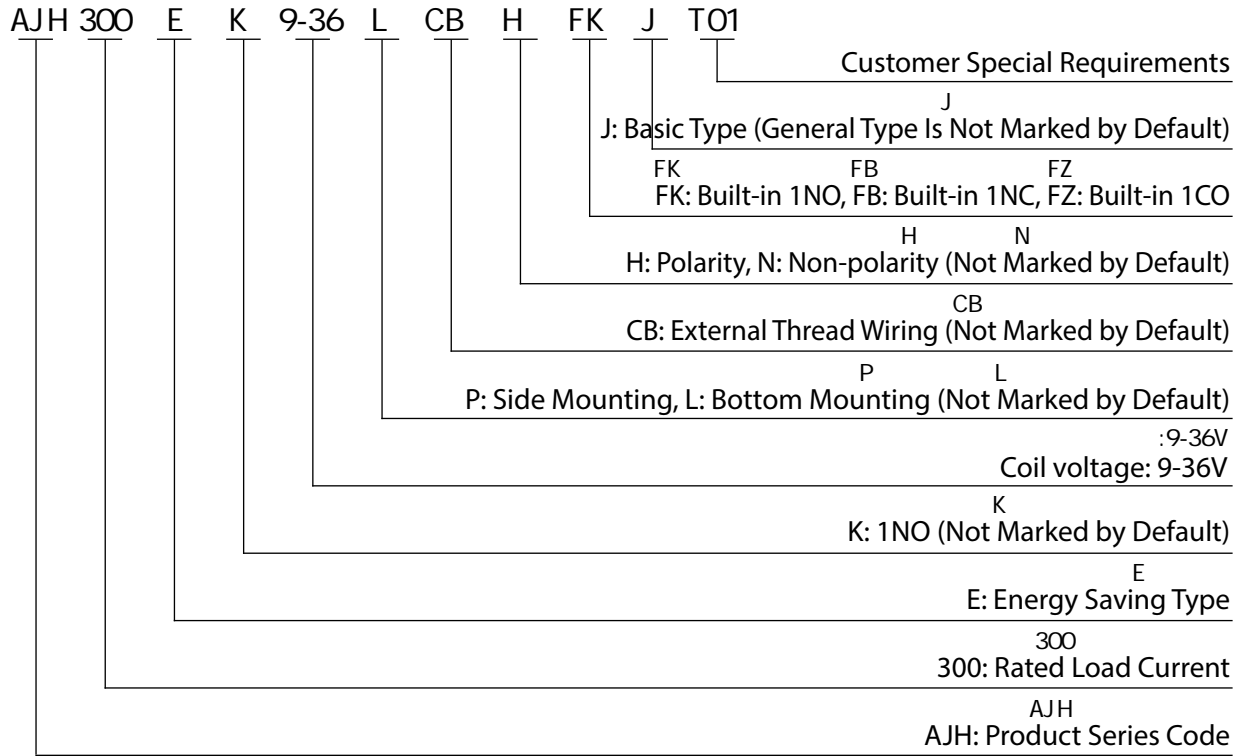
Ma

Contact Arrangen

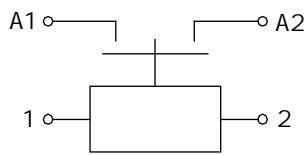
AJH300E线圈参数 AJH300E Coil Parameter

Coil Voltage	Pickup Voltage VDC	Dropout Voltage VDC	Coil Resistance	Starting Power	Holding Power
9-36V	9-36V	5-7V	3.3 ± 10%	25W± 10%	3.0W± 10%

型号说明 Model Coding



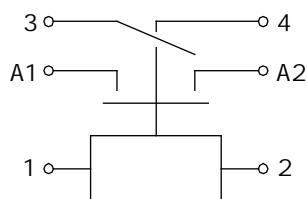
接线原理图 Wiring Diagram



Wiring Diagram without Auxiliary Contact

A1 A2
3 4
1 2 9-36V

Note: A1&A2 main terminals with non-polarity,
3&4 auxiliary contact terminals,
1&2 Circuit diagram 9-36V.

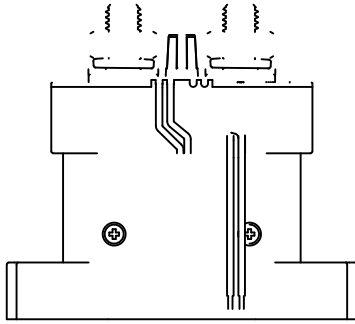


Wiring Diagram with 1NO Auxiliary Contact

外形安装尺寸图 Outline Installation Dimension Drawing

2-M8

8-10N.m



400±50mm

2-M5
2-3N.m

x2()

使用注意事项 Usage Cautions

1.

Regarding the application of this product, please select the matching product according to your specific use conditions and environmental requirements when selecting the product. If the requirements are not clearly specified, please contact AOKAI to obtain more technical support.

2.

When installing and using this product, regardless of wiring or fixed installation, it is required to use anti-loose spring washers.

4.