

Features

1. Sealed with high-strength epoxy resin, no risk of arc leakage, ensuring no fire or explosion within the service life.
2. IP67
Potting with mainly nitrogen inert gas improves arc extinguishing performance and effectively prevents contact oxidation and burnout. The contact resistance is low and stable, and the contact part can meet the IP67 protection grade.
3. 500A 85°C long time current carrying capacity.
4. 100MΩ 1000VDC 3.5kV;
The insulation resistance reaches 100MΩ (1,000VDC), and the withstand voltage between the contact and the coil is 3.5kV.
5. IEC 60664-1 GB/T14048.1 GB/T14048.4
Compliant with IEC 60664-1, GB/T14048.1 and GB/T14048.4 requirements.
6. RoHS 2015/863/EU REACH2s 83D43.5kV

Main Contact Specification

Contact Arrangement	1K (1NO)
	0.5m
	1,500VDC
	4,000A (320VDC) 1 (Ops)
	1,000 (Ops) (1,000VDC, 500A)
	2,500 (Ops) (750VDC, 500A)
	5,000 (Ops) (450VDC, 500A)
	200,000 (Ops)
	750A, 90s
	1000A, 40s
	1500A, 15s

Performance Parameter (at 23°C)

5ms
10ms
1000M (1500VDC 1min)
500M (1500VDC 1min)
50g

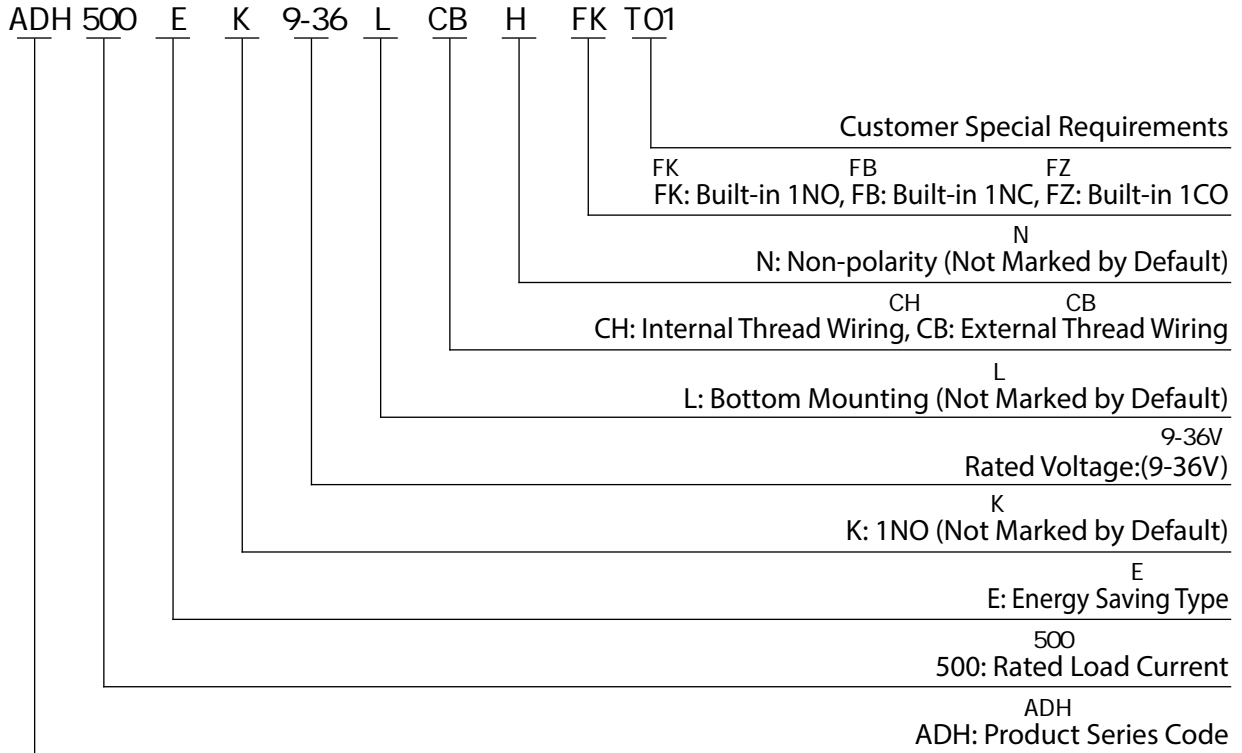
Auxiliary Contact Parameter

	FK/FB/FZ (1NO/1NC/1CO)
	5A
	120VDC

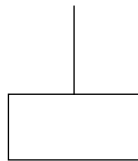
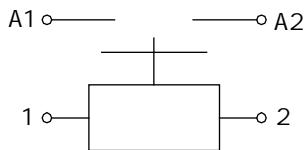
ADH500E ADH500E Coil Parameter

Coil Voltage	Pickup Voltage VDC	Dropout Voltage VDC	Coil Resistance	start current	Holding Power
9-36V	9-36V	5-7V	1.8 ± 10%	3A	5W± 20%

Model Coding



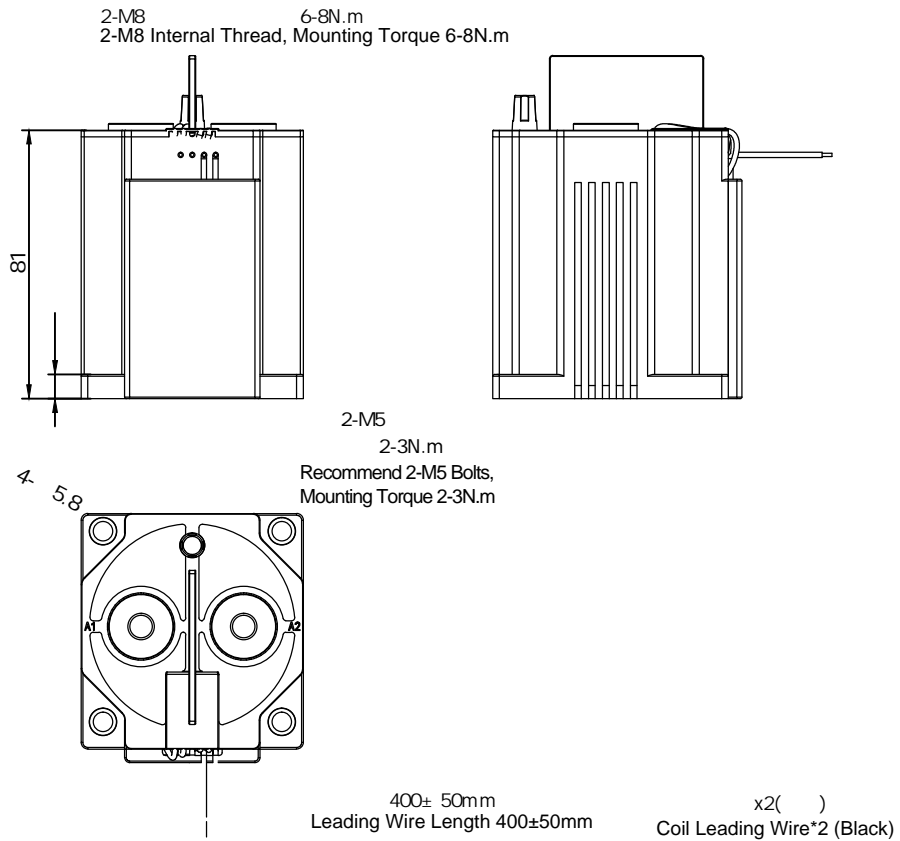
Wiring Diagram



Outline Installation Dimension Drawing


M8

M8 Internal Thread Without Auxiliary Switch



M8

M8 Internal Thread With Auxiliary Switch




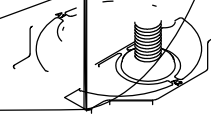
Outline Installation Dimension Drawing

M10 M10 External Thread Without Auxiliary Switch

2-M10 8-10N.m
2-M10 External Thread, Mounting Torque 8-10N.m

4. 5.8

2-M5 2-3N.m
Recommend 2-M5 Bolts,
Mounting Torque 2-3N.m

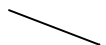


400±50mm x2()
Leading Wire Length 400±50mm Coil Leading Wire*2 (Black)

M10 M10 External Thread With Auxiliary Switch

4. 5.8

2-M5 2-3N.m
Recommend 2-M5 Bolts,
Mounting Torque 2-3N.m



400±50mm x2()
Leading Wire Length 400±50mm Coil Leading Wire*2 (Black)
Auxiliary Leading Wire*2 (Gray)

Usage Cautions

1.

Regarding the application of this product, please select the matching product according to your specific use conditions and environmental requirements when selecting the product. If the requirements are not clearly specified, please contact AOKAI to obtain more technical support.

2.

When installing and using this product, regardless of wiring or fixed installation, it is required to use anti-loose spring washers.

3.

The torque for installing fasteners should be within the standard range required by this specification. It may cause the unstable installation or damaging the product if the torque is lower than the minimum torque or higher than the maximum torque.

4.

Do not install the contactor in places with strong magnetic fields (such as transformers or strong magnets), or close to objects with thermal radiation. It is recommended to use it with a cooling fan.

5.

It is forbidden to use the product in an environment with oil pollution, especially before wiring, it will seriously affect the main terminals conductivity if they are polluted by oil pollution, and affect the product life.

6.

It is forbidden to use the product beyond the rated electrical life. When the rated electrical life is reached, although the product can continue to work, there is a risk of failure, explosion, and burning because of

7.

48V

H

"

When the main circuit voltage is $\geq 48V$, if the H suffix appears on the product label, it means that the main circuit wiring has the current direction, and the "+" terminal or the terminal with red paint must be connected to the positive pole of the power supply (battery).

8.

This product cannot be used as a protector, and the circuit must be connected with a protector in series when using.

9.

AOKAI only does the resistive electrical life verification and quality assurance. When the product is used in an environment with inductive load or capacitive load, it is recommended that the circuit should be connected in parallel with a surge protection device.

10.

After continuous work, restart immediately after disconnection, the pickup voltage will be affected due to the heating state of the product, and it is reasonable that the pickup voltage will increase.

11.

It is strictly prohibited to wiring when power on.

12.

30cm

In principle, please do not use the contactor when it has dropped (height ≥ 30 cm).

13.

AOKAI reserves the right to change the product. Customers should confirm the content of this specification before the first order, and can ask our company to provide a new specification if necessary.